

NEW




TELESKID | 2TS-7T | 3TS-8W | 3TS-8T

Gross rated power: 74 hp (55 kW) | Lift capacity: 2,096-3,695 lb (951-1,676 kg) | Max. load height: 13'3" (4.03 m)



NOW YOU CAN

3TS-8W 
ROC: 3,208 lb



2TS-7T
ROC: 2,096 lb
NEW





▲
3TS-8T
ROC: 3,695 lb

A NEW, SMALLER TELESKID JOINS THE RANGE

The range of JCB Teleskids delivers endless possibilities. The world's only skid steer and compact track loaders with a telescopic boom, Teleskids are the most versatile machines you've ever seen.

Now you can lift higher, reach further and dig deeper than any other skid steer on the market. And with the addition of the new, compact 2TS model, now you can get to more places and access even more areas than ever before. Try one for yourself and join the thousands of Teleskid owners who say they'll never go back to a conventional skid steer again.

To book a Teleskid demo, visit jcb.com/teleskid



LIMITLESS VERSATILITY

THE JCB TELESKID IS THE ONLY SKID STEER OR COMPACT TRACKED LOADER WITH A LIFT HEIGHT OVER 13 FEET AND A FORWARD REACH OF 8 FEET, ALLOWING YOU TO DO THINGS YOU NEVER THOUGHT POSSIBLE.



2



3

1 The JCB Teleskid 3TS has a lift height over 13 feet (4.03 m) and the 2TS has a lift height of 12 feet (3.6m) allowing you to easily and quickly load trucks, bins and dumpsters without using a ramp.

2 With rated operating capacities up to 3,695 lb (1,676 kg), the JCB Teleskid can handle the heaviest loads.

3 JCB Teleskid's telescopic boom allows loads to be placed quickly and easily over fences and barriers.

4 With 8 feet (2.4 m) of forward reach on the 3TS and 7 feet (2.1 m) on the 2TS, placing or lifting loads through or over obstacles is efficient and easy.

5 Now you can reach and dig below grade to a depth of 3 feet (0.9 m) on the 3TS and 2 feet (0.8 m) on the 2TS, to prepare or clear ditches, rip out trees and roots, and more.

At full extension, the 3TS Teleskid has a rated operating capacity of 1,614 lb (732 kg) and the 2TS has a rated operating capacity of 1,140 lb (517 kg).



1



4



5


6 The Teleskid is the first skid steer and compact track loader with both vertical and radial lift.

7 Zero turning radius for exceptional maneuverability.

8 The 3TS Teleskid has an operating weight of 12,615 lb (5,722 kg) and the 2TS has an operating weight of 9,914 lb (4,497kg), allowing both machines to be transported easily on a trailer (check local regulations).

9 The 3TS Teleskid has a 24 gpm (90 l/min) hydraulic circuit as standard, with a 33 gpm (125 l/min) option. The 2TS Teleskid has a 18.6 gpm (70 l/min) hydraulic circuit as standard, with a 29 gpm (110 l/min) option. Standard flow is available when the boom is extended or retracted; high flow is available when the boom is retracted.

10 SAE/ISO standard quick hitch allows use of any skid steer and compact track loader attachment, with a single-point quick hitch lock-and-unlock red indicator for enhanced visibility.



GREATER PRODUCTIVITY

THE JCB TELESKID DOES THE WORK OF FOUR MACHINES – A FORKLIFT, TELESCOPIC HANDLER, COMPACT LOADER AND A SKID STEER – DELIVERING UNBEATABLE PRODUCTIVITY.

- 1 Load and unload a standard 8-foot trailer from one side for faster turnaround times.
- 2 The 3TS Teleskid models are equipped with the JCB EcoMAX engine; the 2TS uses a JCB Diesel by Kohler engine. Both engines are Tier 4 Final-compliant without need for exhaust aftertreatment, for reduced operating costs and downtime.
- 3 Teleskid offers greater tractive force than a small telehandler or forklift, for greater pushing power even in sticky conditions.

- 4 JCB's Smoothride System ensures greater load retention and operator comfort for faster loading cycles and travel time.

Impressive breakout force enables the completion of tasks that might usually require bigger machines, and complete the job in less time.

Standard 2-speed transmission enables faster travel and cycle times.



1



2



3




4

UNRIVALED STRENGTH AND STABILITY

WITH A PROVEN, HIGH-STRENGTH STEEL BOOM MOUNTED ON A SINGLE-PIECE, FULLY-WELDED CHASSIS, THE JCB TELESKID IS CONSTRUCTED FOR MAXIMUM STRENGTH AND DURABILITY.

1 A solid undercarriage with cast steel, triple flanged rollers provides excellent track retention.



2 The JCB telescopic boom is proven on more than 250,000 machines. JCB's extreme testing program includes prolonged high-stress loading, cold climate testing and repeated transmission use over thousands of cycles.

3 The boom is mounted on a single-piece, fully-welded chassis to maximize strength and minimize weight.



4 JCB's U-pressed (3TS) and box weld (2TS) boom designs use 20 percent more steel than traditional, two-armed skid steer booms.

5 Centralized lift and extension rams evenly distribute load stresses. Rams are held in place by keyhole castings for greater structural integrity.

A recessed rear door provides increased protection from damage.



TOTAL COMFORT AND CONTROL

WITH EASY SIDE-DOOR ENTRY, THE LARGEST CAB ON THE MARKET AND ALL-ELECTRIC CONTROLS, THE JCB TELESKID OFFERS UNRIVALED COMFORT AND CONTROL.

1 All JCB Teleskid models feature a side-entry door. Not only is side entry easier and safer than a conventional skid steer, but the door is twice the size of competing machines.

2 JCB Teleskids have one of the best ventilation systems in the industry, thanks to three cab ventilation filters and an external panel cover. Air conditioning is available as an option, to provide the perfect, controllable cabin environment.

3 Arm rests provide support when operating the boom controls. The left armrest features a storage space and 12-volt socket.

4 The 3TS cab is 33 percent larger than the average cab on competing skid steer machines, while the 2TS cab is 47 percent larger than its competitors.

A fully adjustable air-suspension seat (with optional heating) provides maximum comfort for the operator.



Teleskid cabs feature a sliding window on the left side for improved ventilation and communication with co-workers.



5 The control panel to the operator's right features machine diagnostics, electric throttle and ignition switch.

6 Machine option controls are placed just above eye level for easy viewing and avoidance of dirt and dust.

7 JCB Teleskids feature switchable ISO/H-pattern controls, to suit the operator's preferences.

8 A 7-way multi-function joystick makes it easy to control a wide range of hydraulic attachments, while low-effort, electric over hydraulic controls enable easy operation.

JCB's myCHOICE software allows the owner to choose from three transmission or loader modes, to change joystick responsiveness to match the way they work.



THE WORLD'S SAFEST SKID STEER


NO MORE CLIMBING OVER ATTACHMENTS OR UNDER AN UNSUPPORTED BOOM. JCB TELESKID FEATURES A SIDE DOOR FOR EASY ENTRY AND EXIT, AND UNMATCHED OPERATOR SAFETY.

1 A wide-opening door and large grab handles enable easy and safe entry and exit, eliminating crush and slip hazards associated with front-entry machines.

2 The Teleskid features an electric quick hitch as standard. The quick hitch design reduces material build up and provides better visibility to the load.

3 The electric quick hitch is fitted with a single-point lock-and-unlock flag to ensure that the attachment is safely locked/unlocked.

Tasks such as loading a truck or changing attachments are simplified due to excellent visibility to the cutting edge of the bucket and quick hitch.



The rear view mirror is positioned just above eye level for excellent rear visibility.



Ordinary Skid Steer 165° Visibility



JCB Teleskid 270° Visibility



5 JCB's Teleskid mono-boom design provides an exceptional 270-degree field of vision.

6 The Teleskid offers 60 percent better visibility than conventional twin-arm skid steer and compact track loaders.

7 Laminated side glass, rather than mesh, further enhances all-around visibility.



UNBEATABLE SERVICEABILITY

WITH A TILTING CAB DESIGN AND LARGE REAR SERVICE DOOR, THE ENGINE BAY AND DAILY MAINTENANCE POINTS ARE EASILY ACCESSIBLE FOR QUICK SERVICING.



2

1 The large rear service door provides easy access to all daily maintenance points and the engine bay. All daily checks and greasing can be done at ground level.



3

2 The tilting cab can be operated by one person, for excellent maintenance access.

3 Hydraulic fittings with o-ring face seals reduce downtime.

4 The airflow fan features auto-reverse to keep the cooling pack free of debris.

5 An air intake scavenge system minimizes debris build-up in the air filter to extend service intervals.

The fuel efficient JCB EcoMAX engine requires no DEF, DPF or other aftertreatment.



1



4



5

VALUE ADDED

WHATEVER YOU NEED AND WHEREVER YOU ARE, THE DEPENDABLE JCB DEALER NETWORK IS HERE TO MAKE SURE YOUR MACHINERY PERFORMS TO ITS FULL POTENTIAL.



1

1 JCB Technical Support Service provides instant access to factory expertise, day or night.

JCB's Finance team is always on hand to provide fast, flexible, competitive quotes.

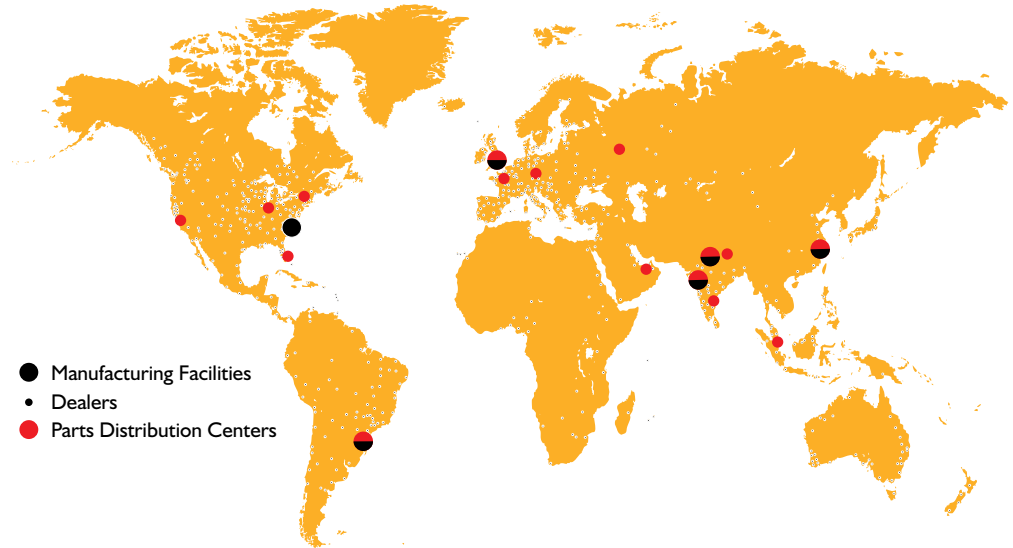
2 The global network of JCB Parts Centers is a model of efficiency. Genuine JCB parts are designed to work in perfect harmony with your machine for optimum performance and productivity.



2

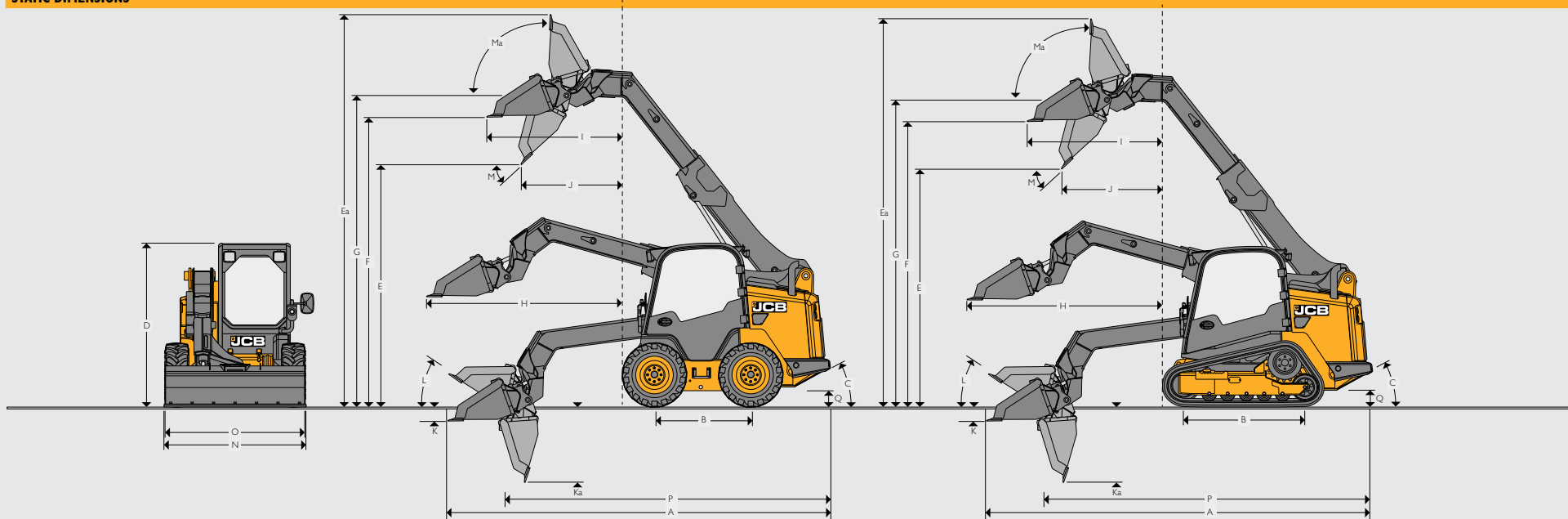
3 JCB Yellow Shield offers comprehensive extended warranties and service agreements, as well as service-only or repair and maintenance contracts. JCB maintenance teams offer competitive labor rates and no-obligation quotes.

JCB skid steer and compact track loaders come with a 2-year, 2000-hour warranty as standard, for total piece of mind.



Note: JCB YELLOW SHIELD may not be available in your region. Please check with your local JCB dealer.

STATIC DIMENSIONS



Machine model	2TS - 7T		3TS - 8W		3TS - 8T		
	Retracted	Extended	Retracted	Extended	Retracted	Extended Boom	
A Overall length	ft-in (m)	11-10 (3.6)	14-1 (4.25)	12-5 (3.8)	16-1 (4.9)	12-5 (3.8)	16-1 (4.9)
B Wheelbase	ft-in (m)	6-3 (1.9)		4-11 (1.25)		6-11 (2.1)	
C Angle of departure	degrees	28		29		29	
D Overall height	ft-in (m)	6-7 (2.0)		6-11 (2.1)		6-11 (2.1)	
E Dump height	ft-in (m)	7-6 (2.3)		7-7 (2.3)	10-4 (3.1)	7-10 (2.4)	10.8 (3.2)
Ea Crowd height	ft-in (m)	13-9 (4.2)	15-5 (4.7)	13-9 (4.1)	16-9 (5.1)	13-5 (4.1)	18-4 (5.0)
F Loadover height	ft-in (m)	9-4 (2.8)	10-10 (3.3)	9-7 (2.94)	12-3 (3.7)	9-6 (2.9)	12-5 (3.8)
G Height to hinge pin fully raised	ft-in (m)	10-2 (3.1)	12-0 (3.6)	10-6 (3.2)	13-3 (4.05)	10-6 (3.2)	13-3 (4.03)
H Reach	ft-in (m)	3-7 (1.1)	6-11 (2.1)	3-6 (1.1)	7-4 (2.25)	3-6 (1.1)	7-4 (2.25)
I Max. reach @ full height	ft-in (m)	3.2 (0.97)	4-11 (1.5)	3-6 (1.07)	5-7 (1.7)	3-3.3 (1)	5-7 (1.7)
J Reach @ full height - fully dumped	ft-in (m)	2-0 (0.62)	3-8 (1.1)	2-1 (.6)	4-3 (1.4)	2-3 (0.7)	4-3 (1.3)
K Dig depth - toe plate horizontal clearance	in (mm)	2 (51)	11.7 (299)	0.81 (22)	8 (201)	0.35 (9)	11.7 (294)
Ka Dig depth - toe plate vertical clearance	in (mm)	33.5 (835)	43.3 (853)	32.4 (825)	39.7 (1,010)	32.4 (825)	43.3 (1,101)
L Rollback @ ground	degrees	31		30		30	
M Dump angle	degrees	36		42		42	
Ma Max. rollback angle	degrees	98		94		94	
N Bucket width - standard	ft-in (m)	5-11 (1.8)		6-1 (1.85)		6-1 (1.85)	
O Width over tires - standard	ft-in (m)	5-6 (1.6)		6-0 (1.8)		6-5 (2.0)	
P Length without attachment	ft-in (m)	9-2 (2.8)		9-11 (3.02)		9-11 (3.02)	
Q Ground clearance	in (mm)	9.0 (230)		9.4 (238)		9.4 (238)	
Rated operating capacity 35%	lb (kg)	2,096 (951)	1,140 (517)			3,695 (1,676)	1,600 (725)
Rated operating capacity 50%	lb (kg)			3,208 (1,455)	1,347 (611)		
Bucket capacity - standard	yd³ (m³)	1-10 (0.56)		0.56 (0.43)		0.56 (0.43)	

TURNING RADIUS

Model		2TS - 7T	3TS - 8W	3TS - 8T
Bucket corner radius	ft-in (m)	7-4 (2.2)	7-6 (2.3)	7-6 (2.3)
Quick hitch radius	ft-in (m)	4-3 (1.3)	4-11 (1.5)	5-7 (1.7)
Rear chassis radius	ft-in (m)	5-4 (1.6)	5-11 (1.76)	5-11 (1.76)

SAE OPERATING WEIGHT

Model		2TS - 7T	3TS - 8W	3TS - 8T
Cab*	lb (kg)	9,914 (4,497)	9,859 (4,472)	12,615 (5,722)
Canopy*	lb (kg)	9,782 (4,437)	9,726 (4,412)	12,482 (5,662)

*Fully operational with quick hitch, standard shovel, full fuel tank, closed cab + 165 lb (75 kg) operator.
 3TS-8W based on a machine equipped with 12x16.5 tires & 78" wide shovel
 3TS-8T Solid Deal 450 mm wide tracks & 78" wide shovel
 2TS-7T 320 mm wide tracks & 72" wide shovel

ENGINE

Model		2TS - 7T	3TS - 8W	3TS - 8T
Engine model		KDI 2504 TCR	EcoMAX TCAE-55	
Displacement	in ³ (cm ³)	2,482	268 (4,399)	
Fuel		Diesel	Diesel	
Cooling		Water	Water	
Aspiration		Turbo	Turbo	
Gross power SAE J1995	hp (kW)	74 (55) (@ 2,600 RPM)	74 (55) (@ 2,400 RPM)	
Gross torque @ 1,200 RPM	lb/ft (Nm)	195 (265)	295 (400)	
Emission certification		EPA-T4F (EU St3B)	EPA-T4F (EU St3B)	
Engine oil service interval hours		500	500	
Variable speed, hydraulically-driven fan		YES	YES	

SERVICE CAPACITIES

Model		2TS - 7T	3TS - 8W	3TS - 8T
Hydraulic system (including tank)	gal (l)	12.6 (48)	14.5 (55)	
Fuel tank	gal (l)	25.9 (98)	27.2 (103)	
Engine coolant	gal (l)	2.7 (10.3)	5.8 (22)	
Engine oil	gal (l)	3.0 (11.5)	3.7 (14)	
LH chaincase (wheeled machines only)	gal (l)	5.0 (19.1)	3.1 (11.7)	
RH chaincase (wheeled machines only)	gal (l)	5.0 (19.1)	3.1 (11.7)	

HYDRAULIC PERFORMANCE

Model		2TS - 7T	3TS - 8W	3TS - 8T
R.O.C retracted	lb (kg)	2,096 (951)	3,208 (1,455)	3,695 (1,676)
R.O.C extended	lb (kg)	1,140 (517)	1,347 (611)	1,614 (732)
Tipping load retracted	lb (kg)	6,138 (2,784)	6,418 (2,911)	10,558 (4,789)
Tipping load extended	lb (kg)	3,403 (1,544)	2,694 (1,222)	4,612 (2,092)
Loader lift retracted	lb (kg)	4,127 (1,872)	5,260 (2,386)	5,187 (2,353)
Loader lift extended	lb (kg)	2,476 (1,123)	3,527 (1,600)	3,708 (1,682)
Bucket tilt retracted	lb (kg)	6,503 (2,950)	6,473 (2,936)	6,473 (2,936)
Bucket tilt extended	lb (kg)	6,582 (2,985)	6,695 (3,037)	6,695 (3,037)

HYDRAULICS

Model		2TS - 7T	3TS - 8W	3TS - 8T
Pump Flow	gpm (l/min)	18.6 (70 l) @ 2,740 RPM	24 (90) @ 2,300 RPM	
Main relief pressure	psi (bar)	3,335 (230)	3,335 (230)	
HYD HP low flow	hp (kW)	25.1 (18.7)	46.7 (34.8)	
HYD HP high flow	hp (kW)	33.2 (24.7)	64.2 (47.8)	
Optional high flow	gpm (l/min)	29.4 (110)	33 (125)	

ELECTRICS

Model		2TS - 7T	3TS - 8W	3TS - 8T
Starter motor	hp (kW)	2.72 (2)	5.63 (4.2)	
Battery	V/Ah	12 / 109	12 / 109	
Alternator	amps	100	95	

TRANSMISSION

Model		2TS - 7T	3TS - 8W	3TS - 8T
Single speed	mph (km/h)	4.5 (7.2)	6.8 (10.9)	5.7 (9.2)
Two speed	mph (km/h)	6.4 (10.3)	12.4 (20)	7.8 (12.6)

TIRES / TRACKS

Model		2TS - 7T	3TS - 8W	3TS - 8T
Standard		12.6 in. (320 mm)	12 16.5 10 PR	17.7 in (450 mm) traction lug



ONE COMPANY, MORE THAN 300 MACHINES.

TELESKID | 2TS-7T | 3TS-8W | 3TS-8T

Gross engine power: 74 hp (55 kW) Lift capacity: 2,096-3,695 lb (951-1,676 kg)

Max. load height: 13'3" (4.03m)

JCB North America

2000 Bamford Blvd., Pooler, Georgia, 31322 Tel: (912) 447-2000

Download the very latest information on this product range at www.jcb.com

JCB inc. All rights reserved. No part of this publication may be reproduced, stored in a retrieval system, or transmitted in any form or by any other means, electronic, mechanical, photocopying or otherwise, without prior permission from JCB inc. All references in this publication to operating weights, sizes, capacities and other performance measurements are provided for guidance only and may vary dependant upon the exact specification of machine. They should not therefore be relied upon in relation to suitability for a particular application. Guidance and advice should always be sought from your JCB Dealer. JCB reserves the right to change specifications without notice. Illustrations and specifications shown may include optional equipment and accessories. The JCB logo is a registered trademark of J.C Bamford Excavators Ltd.

Your nearest JCB Dealer

